

2023
2ND QUARTER

FEATURED PRODUCTS

1091 / 1291 Series

Right Angle Electric Bolt Locks

Designed and patented by SDC, Spacesaver® right angle bolt locks represent a fundamental innovation in electric locking technology for access control applications.



- Concealed mortise right angle design
- Stainless steel bolt
- Specification grade solenoid
- Field adjustable and bidirectional automatic relock ball switch

1511S Series

Single Integrated Delayed Egress Locks

SDC's ExitCheck® products continue to be the premier delayed egress offering on the market. The patented design integrates a visual digital display, verbal countdown and alarm tone, alternating verbal message and door release indicator.

SDC ExitCheck®



- Maintain fire and life safety compliance
- No prior knowledge of door operation required
- Built-in activation trigger
- Wandering patient and infant tracking compatible
- Standard 1,650lb holding force
- UL294 and UL10C

7600 Series

Motorized Latch Retraction Mortise Locks

SDC's 7600 series motorized latch retraction controlled mortise locksets are designed for use on fire rated doors to provide access control and fire life safety compliance.



- Factory installed motorized electric latch retraction
- New construction or retrofit
- Vandal resistant clutch
- Field reversible handing
- Compatible with low-energy door operators

S5000 Series

Electrified Storefront Exit Devices

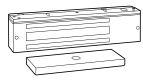
SDC's S5000 is a heavy duty, code compliant alternative to magnetic locks for storefront applications that meets the market need for a storefront exit device with electric latch retraction standard for access control compatibility.



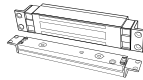
NEW!

- Factory installed motorized electric latch retraction
- Optional request-to-exit (REX) monitoring
- Grade 1 durability
- Compatible with low-energy door operators
- Aluminum glass door applications
- Rim, surface vertical and concealed vertical rod devices

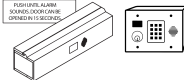
1 LOCKING DEVICES



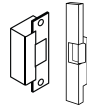
Electromagnetic Locks



Electromagnetic Shear Locks



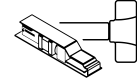
Delayed Egress Locks



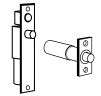
Electric Strikes



Electrified Locksets



Exit Devices & Retrofit ELR Kits




Electric Bolt Locks

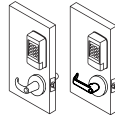
2 ACCESS CONTROLS



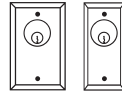
IP-Based Controllers



Keypads & Readers



Standalone Locksets




Key Switches

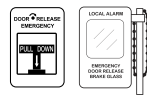
3 EGRESS CONTROLS



Egress Devices

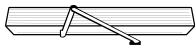


Exit Switches & Sensors



Emergency Door Releases

4 ADA CONTROLS



Low Energy Operators

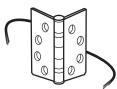


Push Plates & Panels



Bollards

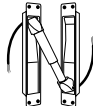
5 POWER TRANSFER DEVICES



Hinges



Loops

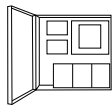


Mortise Transfer

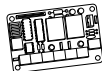


Wireless Transfer

6 POWER SUPPLY & DOOR CONTROLS



Power Controllers

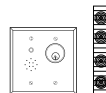


Door Controllers

7 REMOTE CONTROLS & ANNUNCIATORS



Remote Control Consoles

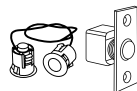


Door Prop Alarms & Annunciators

8 ACCESSORIES & MISC



Electromagnetic Door Holders



Door Position Monitoring



Latch & Deadbolt Monitoring Strikes



Wireless Transmitters & Receivers



Communicating Bathroom Controls